

## 【Size Heasring Sheet / Application Sheet】

Date: \_\_\_\_\_

Name of Group or Representative: \_\_\_\_\_



Product name	Product code	Quantity
※ +\$50 for bogu bag and tenugui ("Bogu set" purchasers only)		

【Addressee】

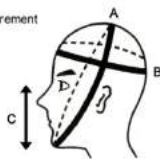

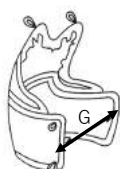
\_\_\_\_\_  
【Destination address】

\_\_\_\_\_  
【Contact information】

Tel: \_\_\_\_\_

E-mail: \_\_\_\_\_

Name of a person in charge: \_\_\_\_\_

Build				NAME:
1	Height		cm	DATE:
2	Weight		kg	SEX:
Measurement				Image
3	MEN	A	cm	
		B	cm	
		C	cm	
	Please taking pictures of your head (Side view and Front view)			
	KOTE	Left D	cm	
		Left E	cm	
		Left F	cm	
		Right D	cm	
		Right E	cm	
		Right F	cm	
Please align your wrist line with the red line and draw the outlines of your left and right hand.				
TARE	Waist (maximum)	cm		
DO	Chest	cm		
	Waist (maximum)	cm		
	G	cm		
4	OTHER DOCUMENTS	Please attach four documents of yourself. These documents will be used for better adjusting the bogu parts to body stature. 1) Portrait picture (head) - from the front 2) Portrait picture (head) - from the side 3) Draw the outline of your left hand 4) Draw the outline of your right hand		

【Men】 Embroidery Name(up to 3 characers by Roman,漢字,カナ) and color

【Kote】 Embroidery Name(up to 3 characers by Roman,漢字,カナ) and color

【Tare】 Embroidery Name(up to 3 characers by Roman,漢字,カナ) and color

Build				NAME:	
1	Height		cm	DATE:	SEX:
2	Weight		kg		
Measurement				Image	
3	KENDO-GI		<input type="checkbox"/>	Slim	
			<input type="checkbox"/>	Standard	
			<input type="checkbox"/>	Solid	
			<input type="checkbox"/>	Bulky	
4	HAKAMA	H		cm	 HAKAMA measurement


【Kendo-Gi】 Embroidery Name(up to 3 characers by Roman,漢字,カナ) and color

【Hakama】 Embroidery Name(up to 6 characers by Roman,漢字,カナ) and color

Head pictures sample



**SIDE VIEW**



**FRONT VIEW**

Left hand

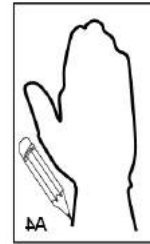
NAME:	
DATE:	SEX:



Please align your wrist line with the red line and draw the outlines of your left hand.

Right hand

NAME:	
DATE:	SEX:



Please align your wrist line with the red line and draw the outlines of your right hand.